

How to Get Targeted Facebook Fans



How to Get Targeted Facebook Fans And Keep Them.

By Bertus Engelbrecht

**YOU HAVE GIVEAWAY RIGHTS WITH THIS REPORT.
FEEL FREE TO SHARE IT.**

[Discover how to get Facebook fans](#) | [Buy targeted Facebook Fans cheap](#)

Table of Contents

Introduction	3
Suggest to Friends	5
Inviting Fans via Email	8
Additional Ways to Gain Fans	10
Communicating with Your Fans	11
Conclusion	12
FREE BONUS and TIP.....	13

Introduction

Chances are if you have created a fabulous Facebook page you are waiting anxiously for fans to start Liking your page.

Maybe you have a new fan page and are wondering how to bring in more genuine fans that are interested in your business, or perhaps you have had a fan page for some time but have not had much success with fans.

Getting fans is really important if you want to market your website/business/product successfully on Facebook.

You should also try to make these fans as targeted as possible to gain the maximum benefit from them for bigger profits.

This simple how to guide will show you exactly how to get fans and keep them!

Follow the instructions and tips below and I am sure you will well away to build a huge Facebook following for your business and skyrocket your profits.

If you want to get step by step instructions to create your own high quality iFrames Facebook Page, check out [Technical Facebook Marketing](#). (This course is currently selling as a Warrior Special Offer. For a limited time only, you can also get full Private Label Rights with it for FREE.)

This easy to follow course is a complete step by step blueprint on how to create your own money pulling fan page and goes into all the technical aspects of how to create the page, how to market it for maximum profits and how to monetize your page.

If you are looking for other Facebook Marketing secret tips and techniques to increase your online earnings with facebook I also urge you to check out [Facebook Marketing Secrets](#), as this course is full of advanced strategies to increase your profits through facebook marketing.

Also remember that this course is just a short taster of what you will get when you grab the full [Facebook Fans Stampede](#). If you order this, you will also get access to lots of great free bonuses, including Software that will help you to step up your own facebook page in not time at all.

Right, lets jump right into the beef of this report and how you how you can get targeted facebook fans.

Good luck!

Suggest to Friends

The first step to gaining Facebook fans is to target the friends you already have.

Every Facebook fan page is linked to a personal Facebook profile account, which most likely has at least a few friends.

When you click the “Suggest to Friends” link on the left side of your Facebook fan page for your business a list will appear with all of your personal Facebook friends.



Suggesting your fan page to friends is simple and just takes a few moments of your time.


Suggest Worry Free Outsourcing to friends.


Your friends will receive a suggestion from you to like this Page.


Find Friends:


Filter Friends ▼


All Selected (0)























Add a Personal Message

Send Invitations

Cancel

You can filter your friends if you wish to invite specific friends (i.e. if you want to invite business associates but want to leave out old childhood friends). To suggest to friends just click on their profile icon. If you want to suggest your fan page to all of your personal Facebook friends click the blue ALL button.

There is space to leave a personal message and you should certainly do so.

Hi Friends,

I have just launched the fan page for MY BUSINESS. I would appreciate your support, come check it out and become a fan! If you like what you see please consider suggesting the page to a few of your friends as well.

Thanks,

John Smith, CEO

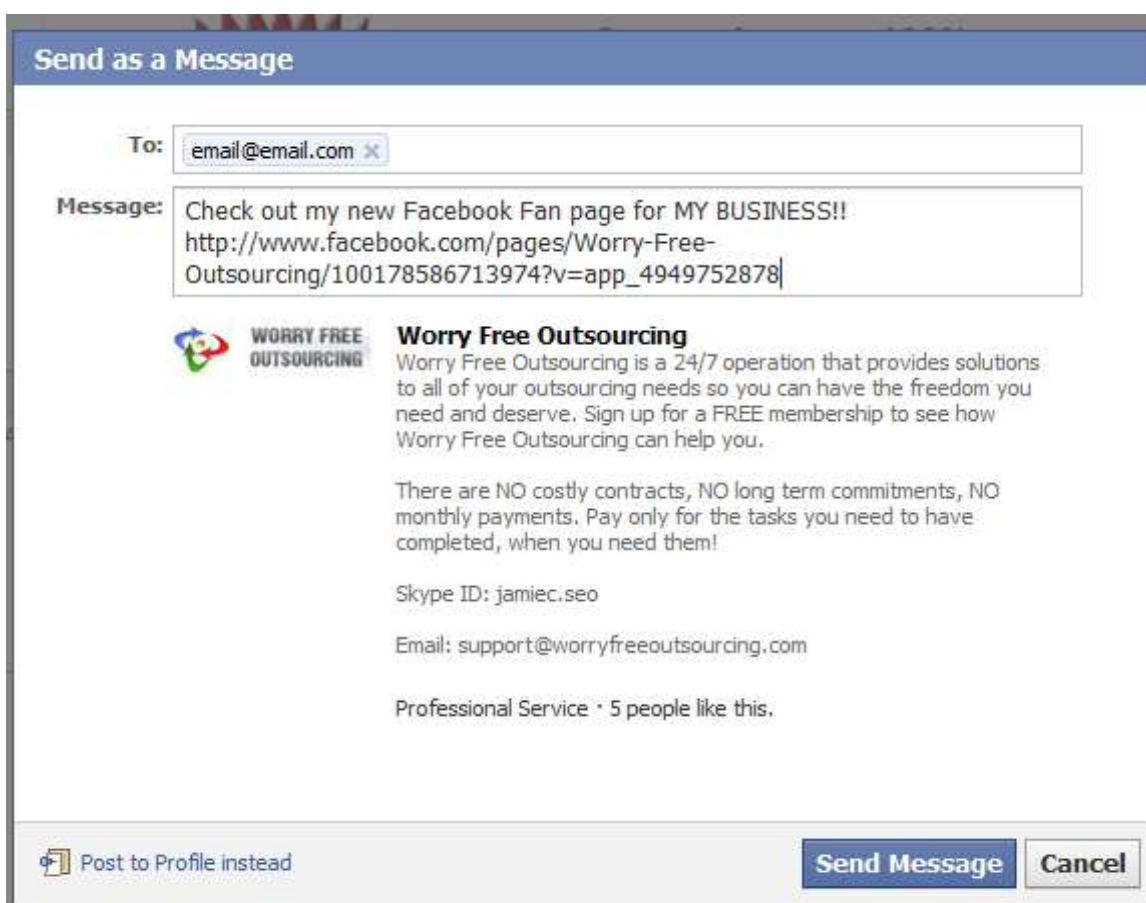
www.johnsmith.com

A short, straight to the point, easy to read message is all you need to send.

Inviting Fans via Email

If you do not have many personal Facebook friends there is another way to invite fans to your page! You can utilize email addresses to share your new fan page. Gather your email contacts and follow these simple steps to share your page with an even greater audience.

On the bottom left of your Facebook fan page click the share button.

A screenshot of the Facebook "Send as a Message" dialog box. The title bar is blue with the text "Send as a Message". Below the title bar, there is a "To:" field with the email address "email@email.com" and a close button (X). Below that is a "Message:" field containing the text: "Check out my new Facebook Fan page for MY BUSINESS!!", a URL "http://www.facebook.com/pages/Worry-Free-Outsourcing/100178586713974?v=app_4949752878", and a small logo for "WORRY FREE OUTSOURCING". The logo is a colorful circular icon with the text "WORRY FREE OUTSOURCING" next to it. Below the message field, there is a section titled "Worry Free Outsourcing" with a paragraph of text: "Worry Free Outsourcing is a 24/7 operation that provides solutions to all of your outsourcing needs so you can have the freedom you need and deserve. Sign up for a FREE membership to see how Worry Free Outsourcing can help you." Below this paragraph, there is another paragraph: "There are NO costly contracts, NO long term commitments, NO monthly payments. Pay only for the tasks you need to have completed, when you need them!". Below that, there are two lines of text: "Skype ID: jamiel.seo" and "Email: support@worryfreeoutsourcing.com". At the bottom of the message field, there is a line of text: "Professional Service · 5 people like this." At the bottom of the dialog box, there is a checkbox labeled "Post to Profile instead" and two buttons: "Send Message" and "Cancel".

The "Share" option allows you to contact potential fans outside of the Facebook platform.

[Discover how to get Facebook fans](#) | [Buy targeted Facebook Fans cheap](#)

You can use email addresses you have on hand to send a message directly from Facebook.

Include a link to your Facebook fan page in the message that you send to make accessing your page easier for those who may not be existing members of Facebook.

Additional Ways to Gain Fans

- Include a link to your Facebook fan page in your email and forum signatures.
- Announce the launch of your new Facebook fan page on your blog and website.
- Make it known that exclusive news, updates or discounts will be shared on the fan page.
- Add a Facebook fan page badge to your blog.
- Tweet your fan page URL.
- Bookmark your fan page using multiple social bookmarking sites.

Communicating with Your Fans

In order to keep fans you must interact with them! Post questions that will start a discussion among fans. Comment and “like” responses on your fan page frequently.

Your new fans will want information about your business. Used appropriately, Facebook is an incredible platform for your business.

Tips:

- Keep in mind if you send a friend request to any of your fans, the request will be sent from the personal account that your fan page was created with.
- Unless you want your fans as friends on your personal account it is best to keep communication on your fan page.
- Liking the pages of your fans businesses is a way to help you network even more.
- Share links and helpful tips with your fans.
- Start a discussion board using the Discussion application.

Conclusion

Remember, getting genuine targeted fans takes time.

Gaining new Facebook fans should be a continuous effort!

Keep on following the methods for getting targeted fans/likes and you will build up a huge targeted following that could be worth a lot of money to you.

Treat your fans like you would treat your real life friends and business partners – with respect and thought.

This could mean the difference between making profits with facebook or not.

If you are struggling to get facebook fans or simply don't have the time to get more likes for your page, you can now buy guaranteed fans from the US and UK for a very low price.

You can [CLICK HERE to buy facebook fans.](#)

QUICK BONUS TIP!

Have you heard of the HOTTEST new Social Network on the block?

Google + is HERE and it is quickly becoming a HUGE online presence. If you are not also using this social network for your marketing efforts, you are leaving a lot of money on the table. You should definitely use Google + in conjunction with Facebook if you want to have the maximum benefit for your online business.

If you want to find out how you can harness the power of Google + and Google +1, you should check out [Google Plus Exposed](#). (This product is also available with PLR) It shows you step by step, with screen shots how to effectively use Google Plus to boost your business.

Unannounced FREE Bonus:

	<p>Get 7 HOT-Selling PLR Products FREE.</p> <p>Give these hot, in-demand products away to build your list, sell them for 100% profits or change them any way you like. You can even slap your own name on them and claim authorship. The money making potential of this HOT PLR product set is limitless.</p> <p><u>Click Here To Get FREE Access NOW</u></p>
--	---